

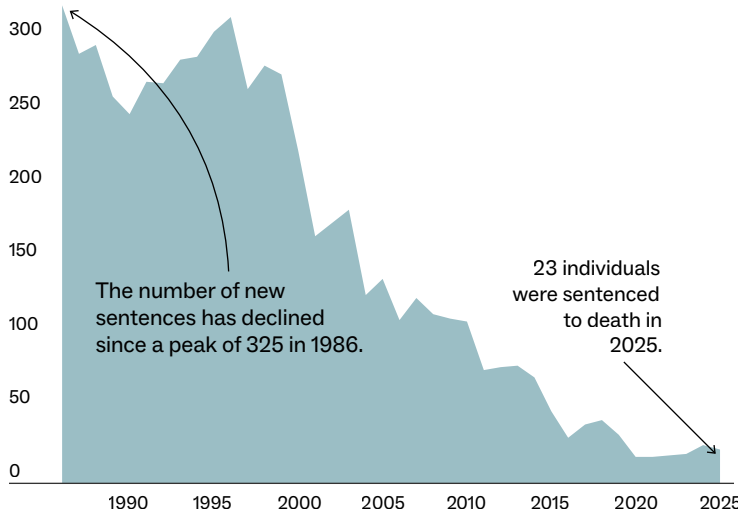
# Facts About the Death Penalty

1701 K Street NW, Suite 750, Washington, DC 20006

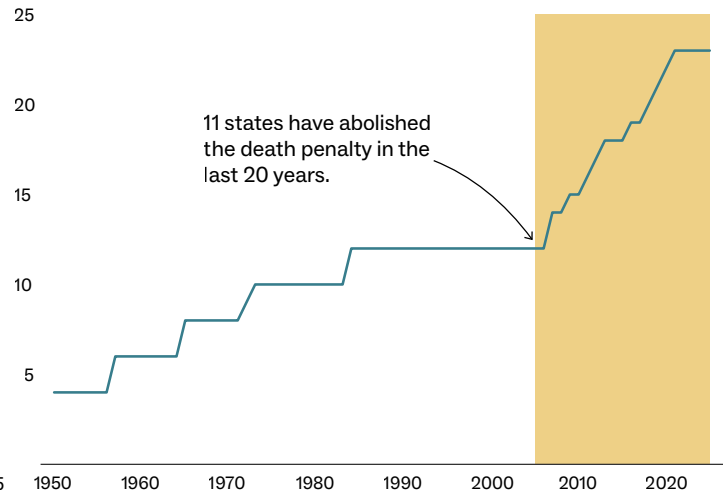
Source: Death Penalty Information Center (DPI) unless otherwise noted

Updated: April 30, 2026

## New Death Sentences



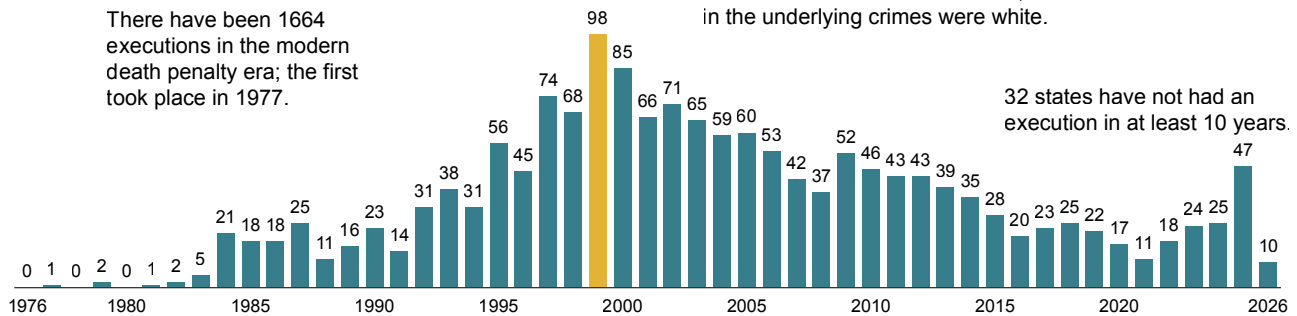
## Number of States Without the Death Penalty (23)



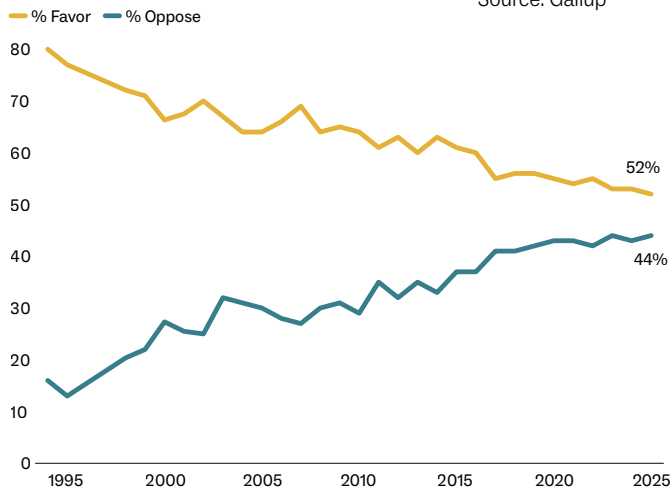
## Executions in the Modern Death Penalty Era

1999

There have been 1664 executions in the modern death penalty era; the first took place in 1977.



## Attitudes Towards the Death Penalty



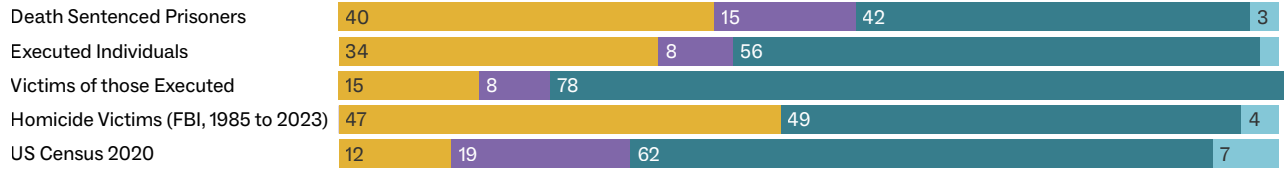
- More than half of young U.S. adults age 18 through 43 now oppose the death penalty.
- Opposition to the death penalty has nearly tripled over the past three decades.
- Support for the death penalty is at a five decade low.

Vist [deathpenaltyinfo.org](http://deathpenaltyinfo.org), or use the QR code for more on these and other topics.



## Key Race Statistics: 1977 to Date

■ % Black ■ % Latino/a ■ % White ■ Other



## DEATH PENALTY STATES (27)


	Executions Since 1977	Executions in 2026	Death Sentences 1972-2025	New Death Sentences in 2025	Exonerations Since 1973	Death Row Population as of October 1, 2025
<b>TOTAL</b>	<b>1,664</b>	<b>10</b>	<b>8,256</b>	<b>23</b>	<b>202</b>	<b>2,024</b>
Federal Govt	16	0	85	0	0	3
U.S. Military	0	0	24	0	0	4
Alabama	83	0	537	4	7	159
Arizona	42	0	395	2	11	110
Arkansas	31	0	133	0	1	24
California*	13	0	1101	5	8	580
Florida	131	6	1118	5	30	265
Georgia	77	0	355	0	7	36
Idaho	3	0	44	0	1	9
Indiana	23	0	105	0	2	6
Kansas	0	0	16	0	0	9
Kentucky	3	0	87	0	1	24
Louisiana	29	0	278	0	12	61
Mississippi	25	0	208	0	7	36
Missouri	102	0	194	1	4	8
Montana	3	0	20	0	1	2
Nebraska	4	0	44	0	1	11
Nevada	12	0	190	0	2	58
North Carolina	43	0	604	2	12	124
Ohio*	56	0	466	0	12	116
Oklahoma	130	1	418	0	11	29
Oregon*	2	0	83	0	1	0
Pennsylvania*	3	0	474	1	13	105
South Carolina	50	0	257	0	2	27
South Dakota	5	0	11	0	0	1
Tennessee	16	0	264	0	3	43
Texas	599	3	1203	3	18	169
Utah	8	0	26	0	0	6
Wyoming	1	0	13	0	0	0

\* States with a moratorium on executions

Highlights indicate the highest numbers in each category

## Executions

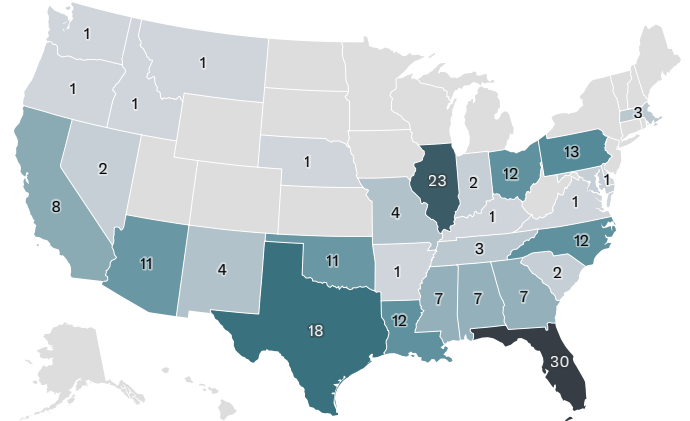
### Number Of Executions by Method Since 1977



All death penalty states and the federal government use lethal injection as their primary method of execution, although alternative methods are available in many states.

## Death Row Exonerations by State

Total Exonerations Since 1973: 202



Since 1973, at least 202 people wrongly convicted and sentenced to death have been exonerated.

## NON-DEATH PENALTY STATES (23)

	Date of Abolition	Executions / Death Sentences Since 1972	Exonerations Since 1973
Alaska	1957	0 / 0	0
Colorado	2020	1 / 24	0
Connecticut	2012	1 / 19	0
Delaware	2016	16 / 69	1
Hawaii	1957	0 / 0	0
Illinois	2011	12 / 328	23
Iowa	1965	0 / 0	0
Maine	1887	0 / 0	0
Maryland	2013	5 / 77	2
Massachusetts	1984	0 / 5	3
Michigan	1847	0 / 0	0
Minnesota	1911	0 / 0	0
New Hampshire†	2019	0 / 1	0
New Jersey	2007	0 / 61	0
New Mexico	2009	1 / 30	4
New York	2007	0 / 10	0
North Dakota	1973	0 / 0	0
Rhode Island	1984	0 / 2	0
Vermont	1972	0 / 0	0
Virginia	2021	113 / 162	1
Washington	2023	5 / 43	1
West Virginia	1965	0 / 0	0
Wisconsin	1853	0 / 0	0

† 1 prisoner remains on death row.

- Studies find no meaningful evidence that the use of the death penalty deters crime.



- Studies find the death penalty is more expensive than alternative punishments.



## Women, Youth, and Veterans

### Women:

There are 47 women with death sentences as of January 1, 2026, or 2.3% of the total death row population; 18 women have been executed since 1976.

### Youth:

In *Roper v. Simmons* (2005), the Supreme Court struck down the death penalty for juveniles. Much of the rationale and evidence the Court applied in *Roper* also applies to 18- to 20-year-olds.

### Veterans:

Veterans are overrepresented on death rows across the U.S. About 10% of people facing execution today and 14% of those executed since 1976 are veterans, while veterans comprise just 6% of the public.

## Mental Impairments

### Intellectual Disability:

The Supreme Court held in *Atkins v. Virginia* (2002) that it is unconstitutional to execute defendants with intellectual disabilities.

### Mental Illness:

Only two states, Ohio (2021) and Kentucky (2022), have enacted legislation to exempt people with severe mental illness from death penalty eligibility. The American Bar Association, American Psychological Association, American Psychiatric Association and other mental health advocates formally support excluding individuals with severe mental illness (SMI) from death penalty eligibility and execution.

## Acknowledgements

The Death Penalty Information Center (DPI) is a national non-profit organization providing the media, policymakers, and the general public with data and analysis on issues concerning capital punishment and the people it affects. For more than 35 years, DPI has been the preeminent national resource for timely and trustworthy information about the death penalty. DPI does not take a position on the death penalty itself but is critical of problems in its application.

**DPI is an independent, nonprofit organization that relies on the generosity of individuals and charitable organizations to fund its work including the Roderick and Solange MacArthur Justice Center, the Fund for Nonviolence, M. Quinn Delaney, and the Tides Foundation. As demand for our resources grows, please consider making a tax-deductible donation ([deathpenaltyinfo.org/donate](https://deathpenaltyinfo.org/donate)) today that will provide us with the essential funding we need to continue serving as the most reliable source of information on the death penalty.**

